

**Bulle Clock Serial Number 6694.**

*Bulle Clock Serial Number  
6694.*

*This file was originally part of the Gallery on the  
www.horologix.com website.  
It has been converted to pdf to facilitate downloading.*

*Copyright © 2006 Peter J Smith*

---


Contact Peter Smith  
 (44) 1454 880825  
 (44) 7969 773480  
 www.horologix.com  
 info@horologix.com

# Horologix

Early Battery Clock Parts & Restoration

## Bulle Clock Serial Number 6694.

*This Bulle clock, serial number 6694, is completely restored. It is a tall movement on a Hardwood base. The cord on the pendulum was still intact on arrival and was in reasonably good condition, so I have left it in place and worked around it. The original colour of this cord was a mid to dark green. This photo shows the inside of the pendulum coil casing and clearly shows the original colour right at the tip of the cord.*



*It always strikes me as odd when I do these clocks that in 90% of the cases the cord has faded to the same degree all round the pendulum regardless of whether it has been in direct sunlight or not. The cord on this one has faded to a lovely golden straw colour. Unfortunately it makes it very difficult to clean and polish the Brass around it. One has to resort to "Q" tips.*

*This file was originally part of the Gallery on the  
 www.horologix.com website.  
 It has been converted to pdf to facilitate downloading.*

Copyright © 2006 Peter J Smith

Contact Peter Smith  
 (44) 1454 880825  
 (44) 7969 773480  
 www.horologix.com  
 info@horologix.com


# Horologix

Early Battery Clock Parts & Restoration

## Bulle Clock Serial Number 6694.



The [Silver contact](#) spring was missing on this clock and I have fitted a Horologix replacement. I realised that I had the original Isochron spring so this has been re-fitted



The original wiring was in a bad way and had to be replaced. Sometimes you can recover the wire if it has not deteriorated to badly. But if the copper core is corroded then you have no choice. In other cases it is possible to re-use the cloth covering by removing the copper wire and re-threading new. But this is a tricky process.



The base was in a bit of a state and has been cleaned and French polished. Sometimes it is decorated with a brass wire that fits in the groove around the base. There would be a small hole at the back for the wire to slot into if it was present. If it's not there then the wire was not fitted originally and should not be added.

This file was originally part of the Gallery on the  
[www.horologix.com](http://www.horologix.com) website.  
 It has been converted to pdf to facilitate downloading.

Copyright © 2006 Peter J Smith


Contact Peter Smith  
 (44) 1454 880825  
 (44) 7969 773480  
 www.horologix.com  
 info@horologix.com

# Horologix

Early Battery Clock Parts & Restoration

## Bulle Clock Serial Number 6694.

*The dial is an early card insert type and is in a lovely condition with no large distracting marks. It's almost like wood in that it has a "Aged Patina" that gives it real character. Yellowing slightly with a crazed surface where the original clear coating has cracked.*



*The brass dial surround is hard to clean because it is crimped around the insert during manufacture and bends round into contact with the face. I use a thin brass shim cover which inserts under the rim whilst cleaning with "0000" gauge wire wool. The hands have been cleaned and blued. They really set off the dial. The [Suspension](#) is a Horologix replacement.*

*This file was originally part of the Gallery on the  
 www.horologix.com website.  
 It has been converted to pdf to facilitate downloading.*

Copyright © 2006 Peter J Smith