

**Horologix**



The place to come for all your Bulle and Eureka restoration parts.

Contact Peter Smith  
Telephone 01454-880825  
Or Mobile 07969-773480  
[Email peter\\_smith@horologix.com](mailto:peter_smith@horologix.com)

**Bulle Clock Serial Number 178735**

## *Restoration of Bulle Clock Serial Number 178735*

# Horologix



The place to come for all your Bulle and Eureka restoration parts.

Contact Peter Smith  
 Telephone 01454-880825  
 Or Mobile 07969-773480  
[Email peter\\_smith@horologix.com](mailto:peter_smith@horologix.com)

## Bulle Clock Serial Number 178735



*Photos by kind permission of the owner.*

*The clock as delivered.*

*A short movement Clockette on a round wooden base. No dome supplied. The clock was delivered in parts well bagged up and tagged. Some of the sub assemblies were still complete such as the pendulum. After checking I found no parts missing and so it was just a job of cleaning and re-assembling.*




**Horologix**




The place to come for all your Bulle and Eureka restoration parts.

Contact Peter Smith  
Telephone 01454-880825  
Or Mobile 07969-773480  
Email [peter\\_smith@horologix.com](mailto:peter_smith@horologix.com)

**Bulle Clock Serial Number 178735**



*The pendulum complete as supplied. No parts missing.*



*The movement itself is complete and in good condition. The fork fibre insulator is very worn and needs replacing. The silver contact though is pretty good with hardly any wear on the inside, so it will be kept. All the assemblies can now be stripped and cleaned.*


# Horologix



The place to come  
for all your Bulle  
and Eureka restora-  
tion parts.

Contact Peter Smith  
Telephone 01454-880825  
Or Mobile 07969-773480  
[Email peter\\_smith@horologix.com](mailto:peter_smith@horologix.com)

## Bulle Clock Serial Number 178735




*The coil proved to be fine with a 1200 Ohm resistance. The lead out wires are OK and just need tidying up with new insulation.*

*The base is very good and only need a coat of wax.*

*The only real problem with the clock was the dial support bar which had the screw holes drilled out such that the screws no longer fitted. When I checked the photos supplied by the owner I noticed that the screws had nuts applied to them after passing through the dial and bar. I replaced the bar with an original and the screws then screwed in perfectly. The arrows show the large holes in the bar supplied compared to an original bar behind. I used this bar after cleaning.*

*The last photo shows the pendulum back in place with a new suspension.*




**Horologix**



The place to come for all your Bulle and Eureka restoration parts.

Contact Peter Smith  
Telephone 01454-880825  
Or Mobile 07969-773480  
Email [peter\\_smith@horologix.com](mailto:peter_smith@horologix.com)


**Bulle Clock Serial Number 178735**



*The new bar in place with original screws*



*New hair spring from an alarm clock*



*Movement back in place*

**Horologix**



The place to come for all your Bulle and Eureka restoration parts.

Contact Peter Smith  
Telephone 01454-880825  
Or Mobile 07969-773480  
Email [peter\\_smith@horologix.com](mailto:peter_smith@horologix.com)

**Bulle Clock Serial Number 178735**



*The Finished Clock*